

SWS04-D04

Set of 2
 Cartograf
 decals

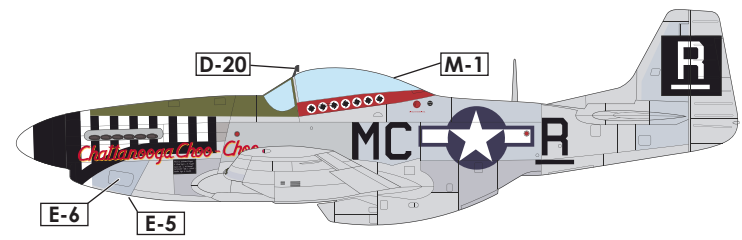
 WWW.CARTOGRAM.COM

P51-D Marking Set 4

Aircraft markings list You can recreate the following models by choosing decals from this set or original decal set in the kit and proper colors to paint.

P-51 D-5-NA
 Sr. No. 44-13535
 79th FS, 20th FG

“Chattanooga Choo Choo”

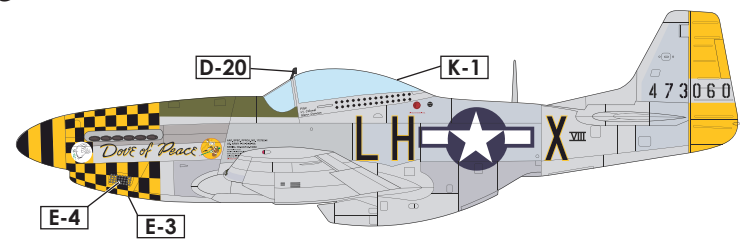


Parts to use

“Chattanooga Choo Choo” was piloted by Lt. Edward Pogue who belonged to the 79th Fighter Squadron in the 20th Fighter Group. The black and white stripes on the nose stand for the 20th Fighter Group. He scored 6 victories including shooting down 4 bombers Heinkel He 111, and destroyed 4 enemy aircrafts on the ground.
 “Chattanooga Choo Choo” was originally the name of a big-band/swing tune by Glenn Miller featured in a 1941 movie.

P-51 D-25-NA
 Sr. No. 44-73060
 350th FS, 353rd FG

“Dove of Peace VIII”



Parts to use

“Dove of Peace VIII”, with its flashy black and yellow checkered nose, was piloted by Col. Glenn Duncan who led the 353th Fighter Group. He was down in Holland on 7 July 1944, after he destroyed 19 enemies with a P-47. He managed to evade capture and return to command this P-51D on 22 April 1945.



■ Manufacturer: Zoukei-Mura, Inc.
 ■ Distributor: VOLKS, Inc.
 60 Goshonouchi Nakamachi Shichi-jo,
 Shimogyo-ku, Kyoto Japan 600-8862
<http://www.zoukeimura.co.jp/> ©ZOUKEI-MURA INC. All Rights reserved.

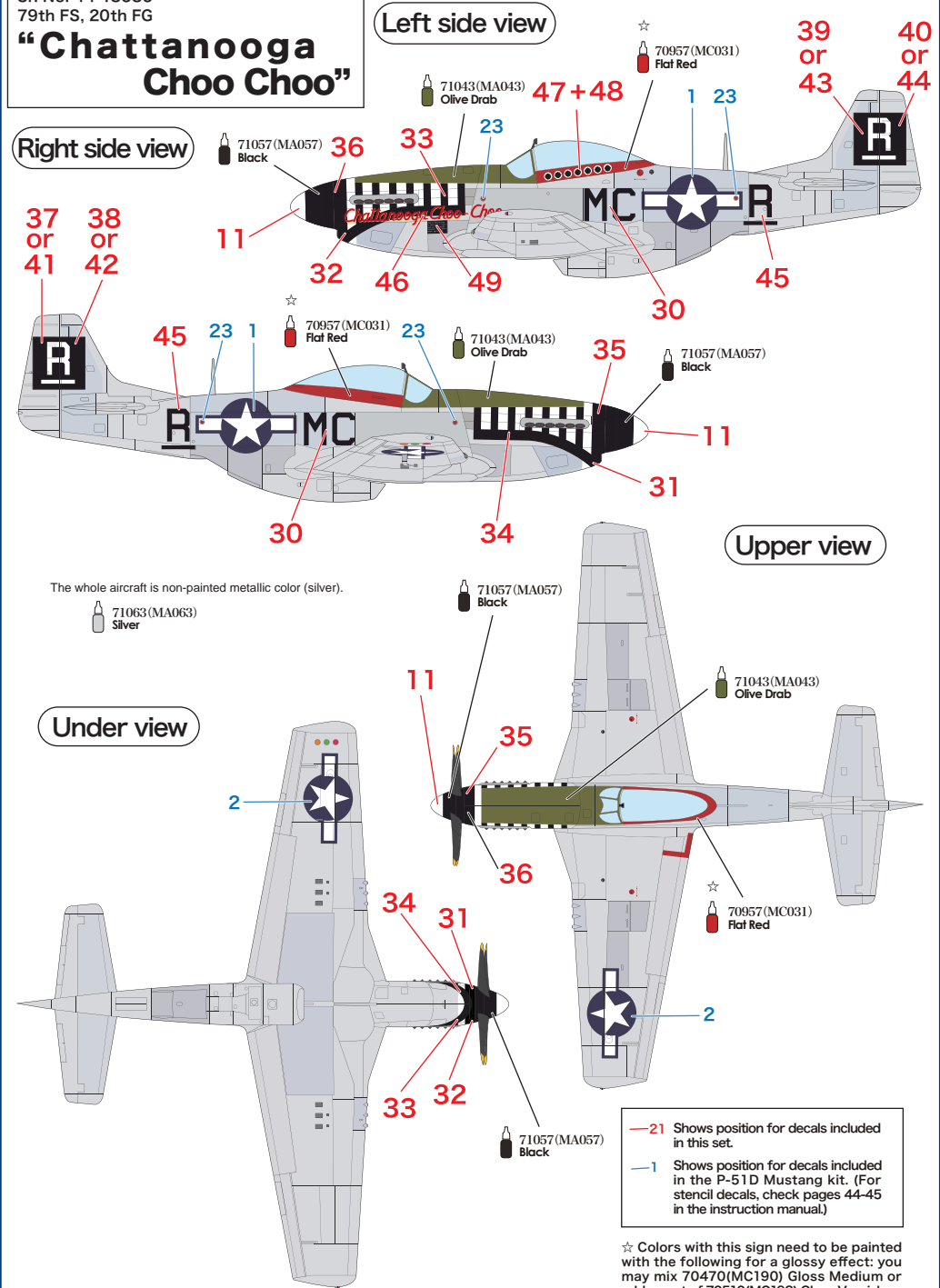


2200

We take the utmost of care when overseeing manufacturing, but if your kit is among the very small percentage that contains a defective part, please contact customer service within two weeks of your purchase with your full name and order number.
 Purchasers from VOLKS Japan
 International Web Site : Please contact imos@volks.co.jp.
 Purchasers from VOLKS USA : Please contact service@volksusa.com.

P-51 D-5-NA
 Sr. No. 44-13535
 79th FS, 20th FG
“Chattanooga Choo Choo”

Please use the decals included in the Zoukei-mura 1/32 P-51D Mustang kit along with the instruction manual.



—21 Shows position for decals included in this set.
 —1 Shows position for decals included in the P-51D Mustang kit. (For stencil decals, check pages 44-45 in the instruction manual.)

☆ Colors with this sign need to be painted with the following for a glossy effect: you may mix 70470(MC190) Gloss Medium or add a coat of 70510(MC193) Gloss Varnish.