

Attention!

- This item is meant for hobbyists 15 years of age or older. Please do not give this item to children under 15.
- This item is intended for use with the Zoukei-mura 1/32 "He 219 A-0 Uhu"
- The polyethylene bags that contain the parts and assembly manual present a suffocation risk. Please do not drop the parts or bend them in unintended ways, as they may be damaged.
- In order to properly express the shape of the sculpts, it was unavoidable for some parts to have sharp edges. Please be careful.

ZOUKEI-MURA INC. PRESENTS
SUPER WING SERIES
1/32
"He 219 A-0 Uhu"
These are extra parts to be used with the "He 219 A-0 Uhu" kit.



造形村
ZOUKEI-MURA INC.

<http://www.zoukeimura.co.jp/>

■ Plan & Design : Zoukei-Mura, Inc.
■ Distributor : VOLKS, Inc.
<http://www.volks.co.jp/en/index.aspx>
60 Goshonouchi Nakamachi Shichi-jo, Shimogyo-ku, Kyoto Japan 600-8862

SUPER WING OPTIONS



ZOUKEI-MURA INC. PRESENTS SUPER WING SERIES. No.6 SWS06-F02

1/32 HEINKEL He 219 A-0 Uhu Barrel Cleaning Set



ZOUKEI-MURA INC. PRESENTS
SUPER WING SERIES
1/32 "He 219 A-0 Uhu"
These are extra parts to be used with the "He 219 A-0 Uhu" kit.

Included Items
Barrel-Holding Technician Figure x2
Bucket, Toolbox, & Lid x3
Base with Accessories:
MG 151 Barrel Parts

These parts are made of urethane resin. Please be careful during assembly.

Plastic model cement won't work on these parts. Please use a suitable instant glue.



©ZOUKEI-MURA INC. All Rights reserved.

¥2,500 (Including Tax ¥2,625)

SUPER WING OPTIONS

ZOUKEI-MURA INC. PRESENTS SUPER WING SERIES. No.6

1/32 HEINKEL [SWS06-F02]

He 219 A-0 Uhu

©ZOUKEI-MURA INC. All Rights reserved.

ZOUKEI-MURA INC. PRESENTS
SUPER WING SERIES

1/32 "He 219 A-0 Uhu"
These are extra parts to be used with the "He 219 A-0 Uhu" kit.

We take the utmost of care when overseeing manufacturing, but if your kit is among the very small percentage that contains a defective part, please contact customer service within two weeks of your purchase with your full name and order number.

Purchasers from VOLKS Japan International Web Site:
Please contact imos@volks.co.jp.
Purchasers from VOLKS USA:
Please contact service@volksusa.com.

Important Points for Assembly

Please carefully read the assembly manual prior to opening and make sure that everything is included. To use this item, tools such as nippers, craft knife, files, sanding paper, instant glue, etc., are required, so please prepare them.

Please prepare the parts first. You can remove seam lines and gate marks with tools such as nippers, a craft knife and files. Urethane resin is softer than the plastic material used for the kit, so be careful to avoid carving too much. Air bubbles can be filled with putty (epoxy, plastic, etc.) or similar, then finished with sanding paper. In the case that mold details are lost, you can recover them with tools such as spatulas.

During assembly, adjust the orientation of each part while checking the balance and pose of the entire kit. Instant glue should be used for these parts. Please note that they cannot be glued with plastic model kit cement. We recommend using brass wire (sold separately) to reinforce the areas where the parts are glued together. Use a pin vise and drill bit to open a hole on both sides of each gluing surface, then insert the ends of a brass wire into the holes to connect the sides. This will greatly increase the strength of each joint. (Using the wires without glue to temporarily build a figure is called dry fitting. We recommend doing so in order to check each figure's balance.) Base preparation is required before painting. Please thoroughly finish the base with a coat of surfacer spray (otherwise, the paint will chip off as time passes).

The recommended brand for painting your kit is the latest line of paint from Vallejo Color, due to its non-toxicity and environmental friendliness. While referring to resources on historical Luftwaffe aircrafts, you may paint the model with the coloring of your choice. When it comes time to use tools and paints, please carefully follow the individual instructions respective to each tool for your safety.

Barrel Cleaning Set


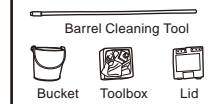
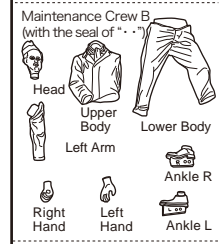
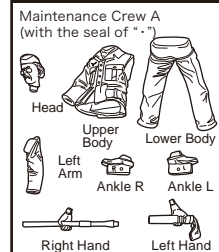


4 518992 528472

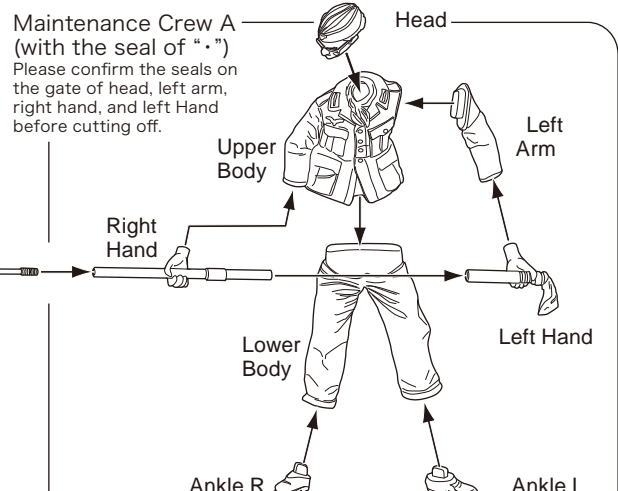
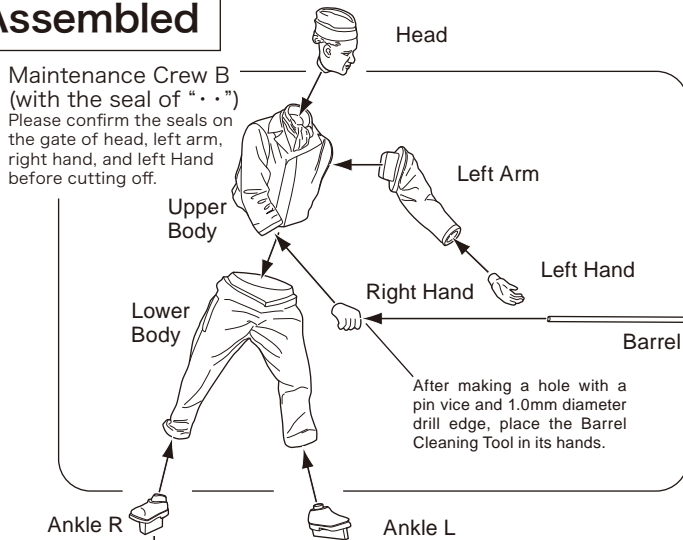
¥2,500 (Including Tax ¥2,625)

Chart of Included Parts

Urethane Resin Parts: 21 parts



Assembled



Assembled Example

