

# SUPER WING OPTIONS

ZOUKEI-MURA INC. PRESENTS  
SUPER WING SERIES® No.12  
1/32 *Dornier*

## Do 335 A-12 Pfeil

### Do 335 A-0 / A-12 Interior Set

#### ◆◆Important Points for Assembly◆◆

- ◆ For use of this part, please refer to the Instruction Manual of the 1/32 "Dornier Do 335 A-0 / A-12 Pfeil" and prepare the required tools.
- ◆ Please use nippers for etching parts when cutting off the etching parts. Tweezers may also be very useful when handling the parts you cut and attaching them to the kit. Also, to reproduce small details, please prepare a metal wire (e.g. brass wire) of 0.5mm diameter.
- ◆ To affix the parts of the kit, please use instant glue. Please do not use glue dedicated to plastic models. Before painting, make a primer coat using the Metal Primer. (Without primer coat, paint may peel.)
- ◆ The recommended brand for painting your kit is the latest line of acrylic paint from Vallejo Color. Please refer to the Zoukei-mura 1/32 "Dornier Do 335 A-0 / A-12 Pfeil" Instruction Manual and Luftwaffe historical manuals to paint the model with the coloring of your choice.
- ※ Please carefully use the tools and solvents for assembly and painting by referring to their instruction manuals.

We take the utmost of care when overseeing manufacturing, but if your kit is among the very small percentage that contains a defective part, please contact customer service within two weeks of your purchase with your full name and order number.

Purchasers from VOLKS Japan International Web Site: Please contact imos@volks.co.jp.  
Purchasers from VOLKS USA: Please contact service@volksusa.com.

Please note that items which have been opened, or worked with, can't be exchanged. Thank you for your understanding.

**SUPER WING SERIES**

1/32 Dornier  
**Do 335**

These are extra parts to be used with the "Dornier Do 335" kit.

These are photo-etched parts. Please note that these parts cannot be glued with plastic model kit cement. Instant glue should be used instead.

**Attention!**


- This item is meant for hobbyists 15 years of age or older. Please do not give this item to children under 15.
- This item is intended for use with the Zoukei-mura 1/32 "Dornier Do 335 A-0 / A-12 Pfeil".
- The polyethylene bags that contain the parts and assembly manual present a suffocation risk. Please do not drop the parts or bend them in unintended ways, as they may be damaged.
- In order to properly express the shape of the items, it was unavoidable for some parts to have sharp edges. Please be careful. Also, please make sure not to leave them in the reach of small children.

SWS12-M01

Plan & Design : Zoukei-Mura, Inc. Manufacturer : Eduard

Distributor : VOLKS, Inc. <http://www.volks.co.jp/en/>

60 Goshonouchi Nakamachi Shichi-jo, Shimogyo-ku, Kyoto Japan 600-8862 ©ZOUKEI-MURA INC. All Rights reserved. Made in Czech Republic



#### Marks Used in the Instructions

Do the same for right and left.

Cut off.

Scrape away.

Bend.

Choose one.

Make a hole.

Replace the default part.

#### Colors Used in the Instructions

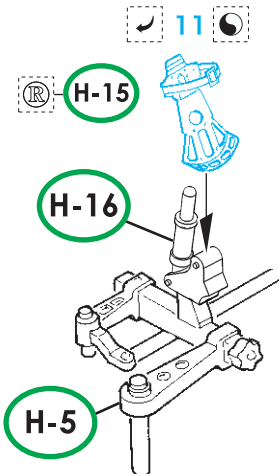
Parts of the Kit.

Parts of this Photo-Etched Set.

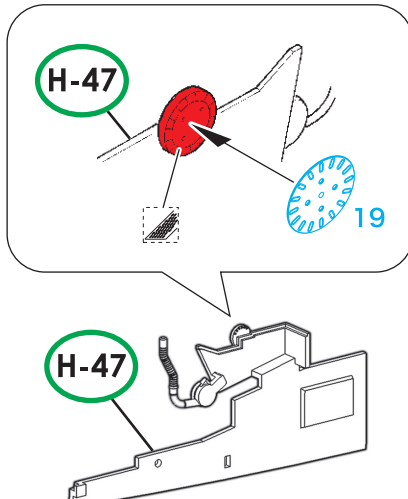
Cut off this area.

Where to attach metal wiring (separately sold).

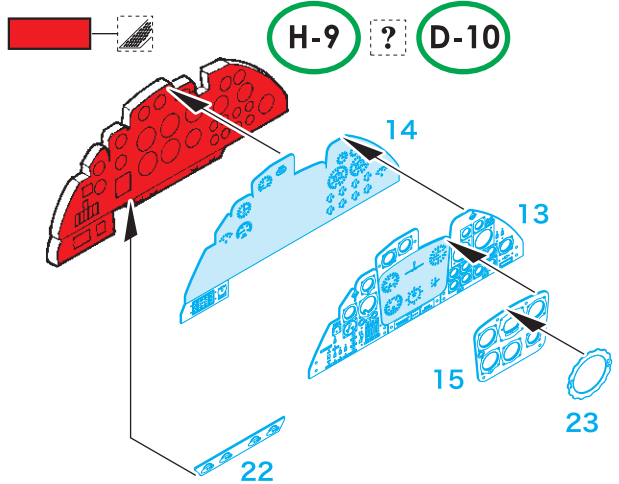
1/32 Do 335 A-0  
Instruction Manual  
P8. **3-1. A**  
Rudder  
Pedal



1/32 Do 335 A-0  
Instruction Manual  
P9. **3-1. D**  
Cockpit



1/32 Do 335 A-0  
Instruction Manual  
P13. **3-1. L**  
Instrument Panel



1/32 Do 335 A-0  
Instruction Manual  
P10. **3-1. G**  
Console

