



SUPER WING OPTIONS

1/48 F-4 PHANTOM II

C/D F-4C/D Stabilizer Stiffener Plates

For
1/48
"F-4C"
"F-4D" kit only.

These are photo-etched parts. Please note that these parts cannot be glued with plastic model kit cement. Instant glue should be used instead.

SWS48-06-M02

⚠ Attention!

- This item is meant for hobbyists 15 years of age or older. Please do not give this item to children under 15.
- Please use these parts with either the Zoukei-mura 1/48 "F-4 PHANTOM II" C or D type.
- The polyethylene bags that contain the parts and assembly manual present a suffocation risk. Please do not drop the parts or bend them in unintended ways, as they may be damaged.
- In order to properly express the shape of the sculpts, it was unavoidable for some parts to have sharp edges. Please be careful not to hurt yourself. Also, please do not give these parts to small children.

Common to
C/D Types



Stiffening plates
attached to reinforce
the stabilizers



Side View

造形村
ZOUKEI-MURA INC.

Photo-Etched Parts

fündekals :)

www.zoukeimura.co.jp/ www.fundekals.com

©ZOUKEI-MURA INC. All Rights reserved.

■ Plan & Design : Zoukei-Mura, Inc. ■ Manufacturer : fündekals

■ Distributor : VOLKS, Inc. <https://www.volks.co.jp/en/>

60 Goshonouchi Nakamachi Shichi-jo, Shimogyo-ku, Kyoto Japan 600-8862

*Image for illustrative purposes only.

◆◆ Important Points for Assembly ◆◆

- When using these parts, please read carefully the Instruction Manual of the 1/48 "F-4 PHANTOM II" C type kit. If you use this set with the F-4D type, please check the parts prior to assembly. Please prepare the necessary tools for assembly too.
 - Please use nippers for etching parts when cutting off the etching parts. Tweezers may also be very useful when handling the parts you cut and attaching them to the kit.
 - Please use instant glue for cementing these parts. Please note that these parts cannot be glued with plastic model kit cement. Before painting the parts, please spray a coat of metal primer (otherwise, the paint may peel as time passes).
 - The recommended brand for painting your kit is the latest line of acrylic paint from Vallejo Color. Please refer to the Zoukei-mura 1/48 "F-4 PHANTOM II" Instruction Manual and U.S. Air Forces historical manuals to paint the model with the coloring of your choice.
- ※ Before using tools and paints, please carefully read their instructions manuals and use them safely.

SWS48-06-M02

F-4C/D Stabilizer Stiffener Plates

Where to Attach

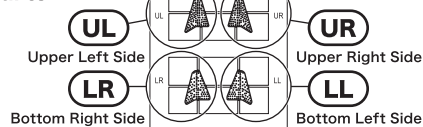
Colors Used in
the Instructions

■ Parts of the kit.

■ Parts of this
photo-etched set.

■ Where to attach the
photo-etched part.

Photo-Etched
Parts



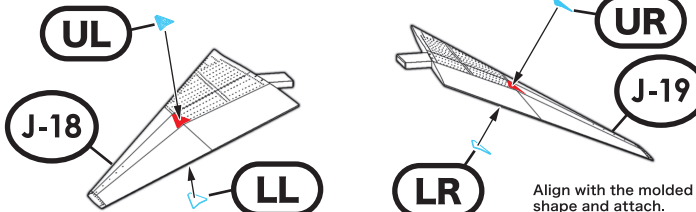
The abbreviations indicate
where to attach.

1/48 F-4C/D
Instruction Manual P.20.

028

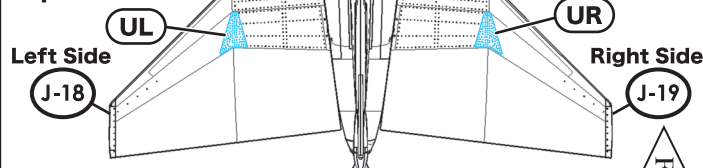
Stabilator

Common to
C/D Types



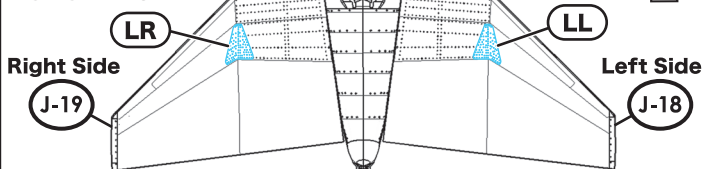
Parts configuration after assembly.

Top View



Parts configuration after assembly.

Bottom View



Please note that items which have been opened, or worked with, can't be exchanged. Thank you for your understanding.

We take the utmost of care when overseeing manufacturing, but if your kit is among the very small percentage that contains a defective part, please contact customer service within two weeks of your purchase with your full name and order number.

Purchasers from VOLKS Japan International Web Site:

Please contact imos@volks.co.jp.

Purchasers from VOLKS USA : Please contact

service@volksusa.com.

F-4C/D Stabilizer Stiffener Plates



4 518992 529677