

A-1 Navy Type Marking Set 2

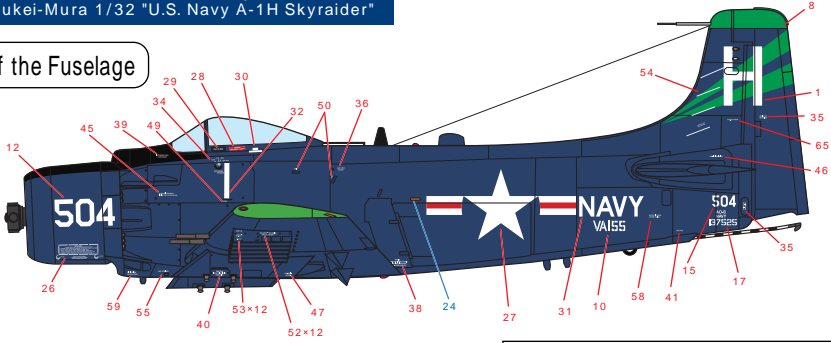
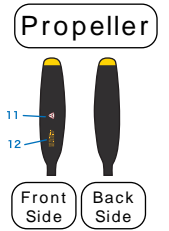
VA-155/" Silver Foxes " & VA-104/" Hell 's Archer " Set Decal, collaboration with Micro Scale, set of 2 sheets

VA-155(Attack Squadron 155)" Silver Foxes "

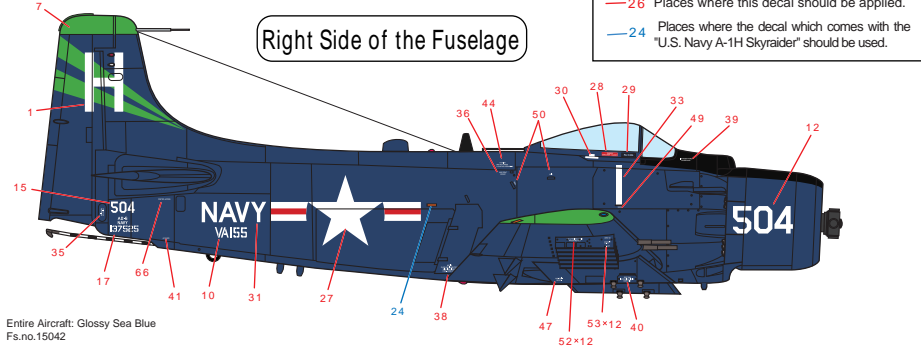
So far, there have been two squadrons which were named VA-155 (Attack Squadron 155). The first VA-155 was originally established as VT-153 (Torpedo Bomber Squadron 153) in March 1945 and then renamed VA-16A (Attack Squadron 16A) in November 1946. Then they were renamed again in July 1948 to VA-155. The TBM-3 Avenger was used while they were VT-153 and VA-16A, then the AD-2 Skyraider was used after they became VA-155. This first VA-155 was deactivated in November 1949. The next squadron who succeeded the name of VA-155 was established as VA-71E (Reserve Attack Squadron 71E) in 1946. They were renamed VA-155 in February 1953 after they were renamed VA-58A (Attack Squadron 58A), VC-722 (Composite Squadron 722) and VA-728 (Attack Squadron 728). This squadron used different types of the Skyraider from AD-1, -2, -4, -4Q, -4NA, -6 to -7 in order, between 1951 and 1958. They then changed to the A-4 Skyhawk. They were also deployed to the Korean War and Vietnam War and used the A-7 Corsair II after 1969. This VA-155 was deactivated in September 1977. This decal recreates the squadron around 1955 when they used AD-6. US Navy carrier-based aircraft were painted entirely in glossy sea blue like this until around 1955. The light green in this decal indicates the fifth squadron among all of the squadrons which belong to the Carrier Air Wing.

Please use and refer to the decal and assembly manual which comes with the Zoukei-Mura 1/32 "U.S. Navy A-1H Skyraider"

Left Side of the Fuselage



Right Side of the Fuselage



—26 Places where this decal should be applied.
 —24 Places where the decal which comes with the "U.S. Navy A-1H Skyraider" should be used.

■ Entire Aircraft: Glossy Sea Blue
 Fs.no.15042

Please paint with Vallejo Color 70898(MC048) Dark Sea Blue. 70898 is a matte paint, so if you want a glossy finish, please mix it with 70596 Gloss Medium or coat 70510 Gloss Varnish over the base paint.

Please refer to the assembly manual of the "U.S. Navy A-1H Skyraider" regarding other paints.




Manufacturer: Zoukei-Mura, Inc.
 Distributor: VOLKS, Inc.
 60 Goshonouchi Nakamachi Shichi-jo,
 Shimogyo-ku, Kyoto Japan 600-8862

<http://www.zoukeimura.co.jp/>
 ©ZOUKEI-MURA INC. All Rights reserved.

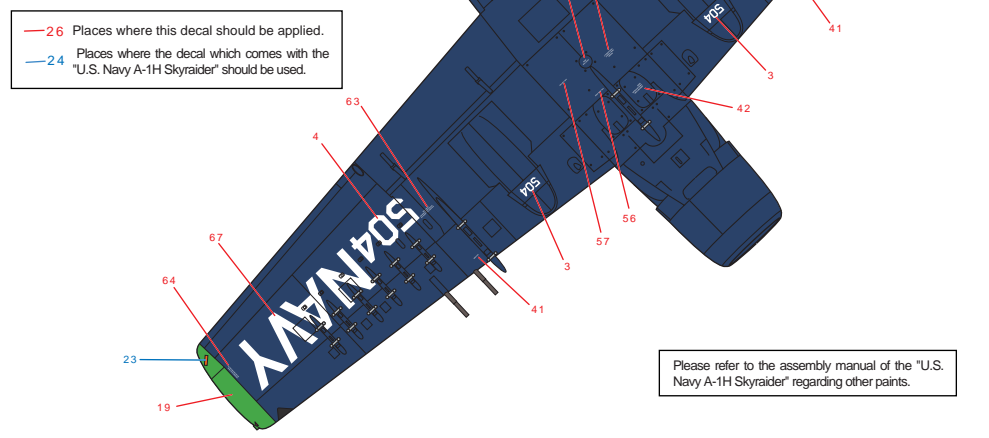
¥2,200 (including Tax ¥2,310) 4 518992 524597

Upper Side of the Aircraft



Please paint with Vallejo Color 70898(MC048) Dark Sea Blue. 70898 is a matte paint, so if you want a glossy finish, please mix it with 70596 Gloss Medium or coat 70510 Gloss Varnish over the base paint.

Bottom Side of the Aircraft



—26 Places where this decal should be applied.
 —24 Places where the decal which comes with the "U.S. Navy A-1H Skyraider" should be used.

Please refer to the assembly manual of the "U.S. Navy A-1H Skyraider" regarding other paints.

We take the utmost of care when overseeing manufacturing, but if your kit is among the very small percentage that contains a defective part, please contact customer service within two weeks of your purchase with your full name and order number.

Purchasers from VOLKS Japan
 International Web Site : Please contact imos@volks.co.jp.
 Purchasers from VOLKS USA: Please contact service@volksusa.com.