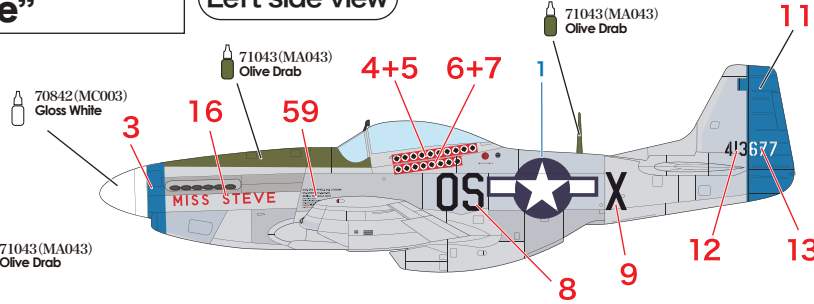


P-51 D-5-NA
Sr. No. 44-13677
357th FS, 355th FG

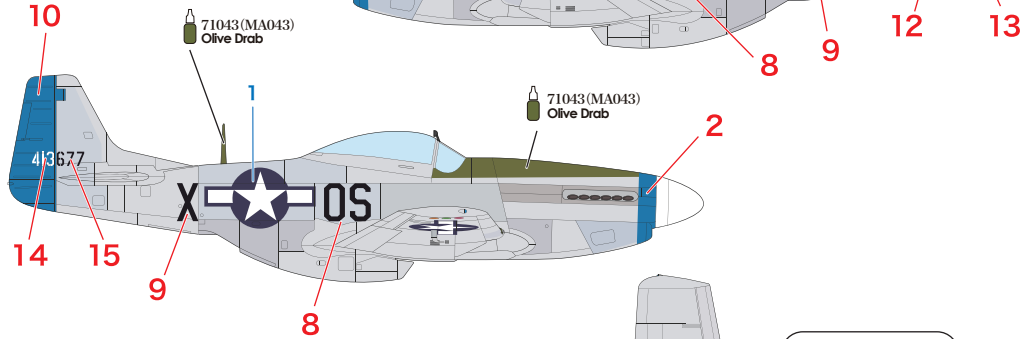
"Miss Steve"

Please use the decals included in the Zoukei-mura 1/32 P-51D Mustang kit along with the instruction manual.

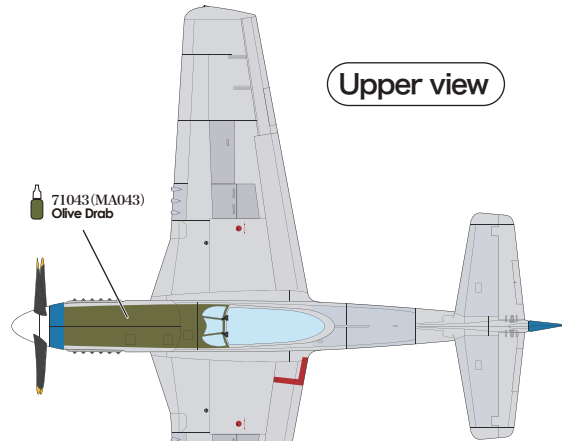
Left side view



Right side view



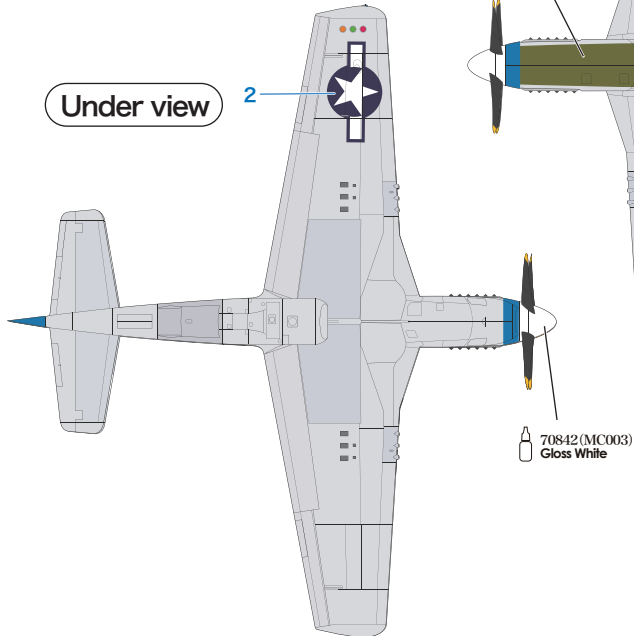
Upper view



The whole aircraft is non-painted metallic color (silver).

71063(MA063) Silver

Under view



—21 Shows position for decals included in this set.

—1 Shows position for decals included in the P-51D Mustang kit. (For stencil decals, check pages 44-45 in the instruction manual.)

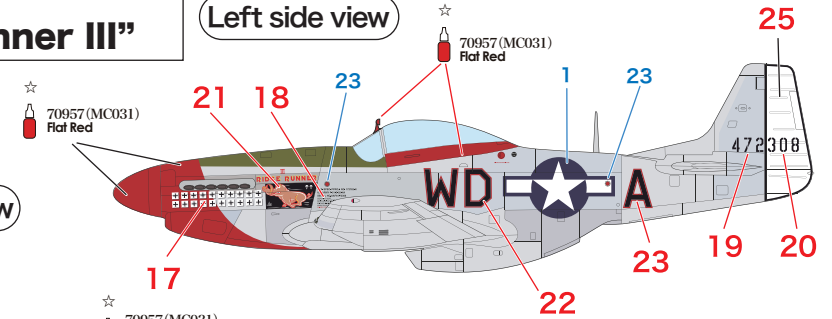
☆ Colors with this sign need to be painted with the following for a glossy effect: you may mix 70470(MC190) Gloss Medium or add a coat of 70510(MC193) Gloss Varnish.

P-51 D-20-NA
Sr. No. 44-72308
335th FS, 4th FG


"Ridge Runner III"

Please use the decals included in the Zoukei-mura 1/32 P-51D Mustang kit along with the instruction manual.

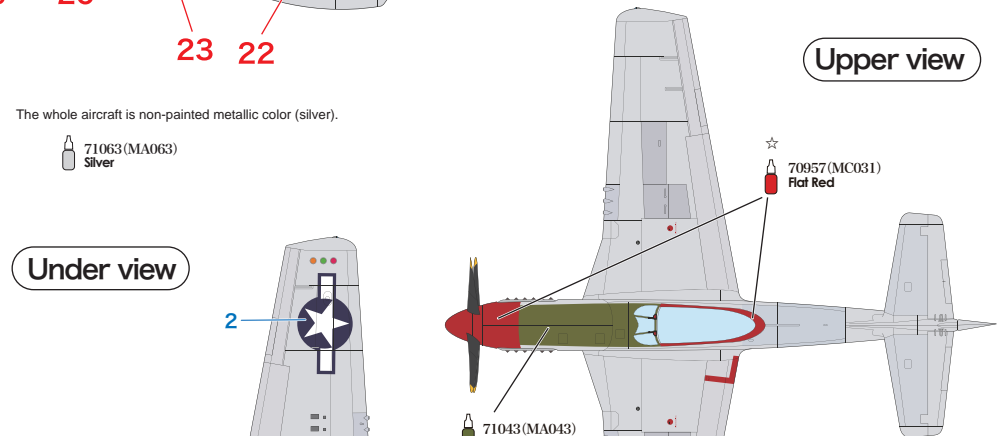
Left side view



Right side view



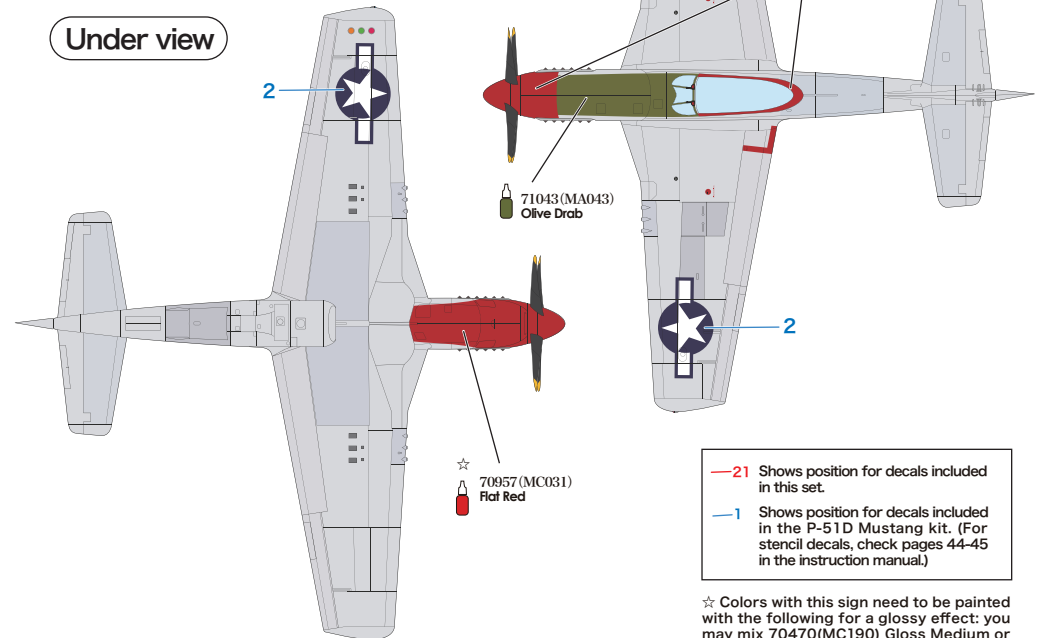
Upper view



The whole aircraft is non-painted metallic color (silver).

71063(MA063) Silver

Under view



—21 Shows position for decals included in this set.

—1 Shows position for decals included in the P-51D Mustang kit. (For stencil decals, check pages 44-45 in the instruction manual.)

☆ Colors with this sign need to be painted with the following for a glossy effect: you may mix 70470(MC190) Gloss Medium or add a coat of 70510(MC193) Gloss Varnish.