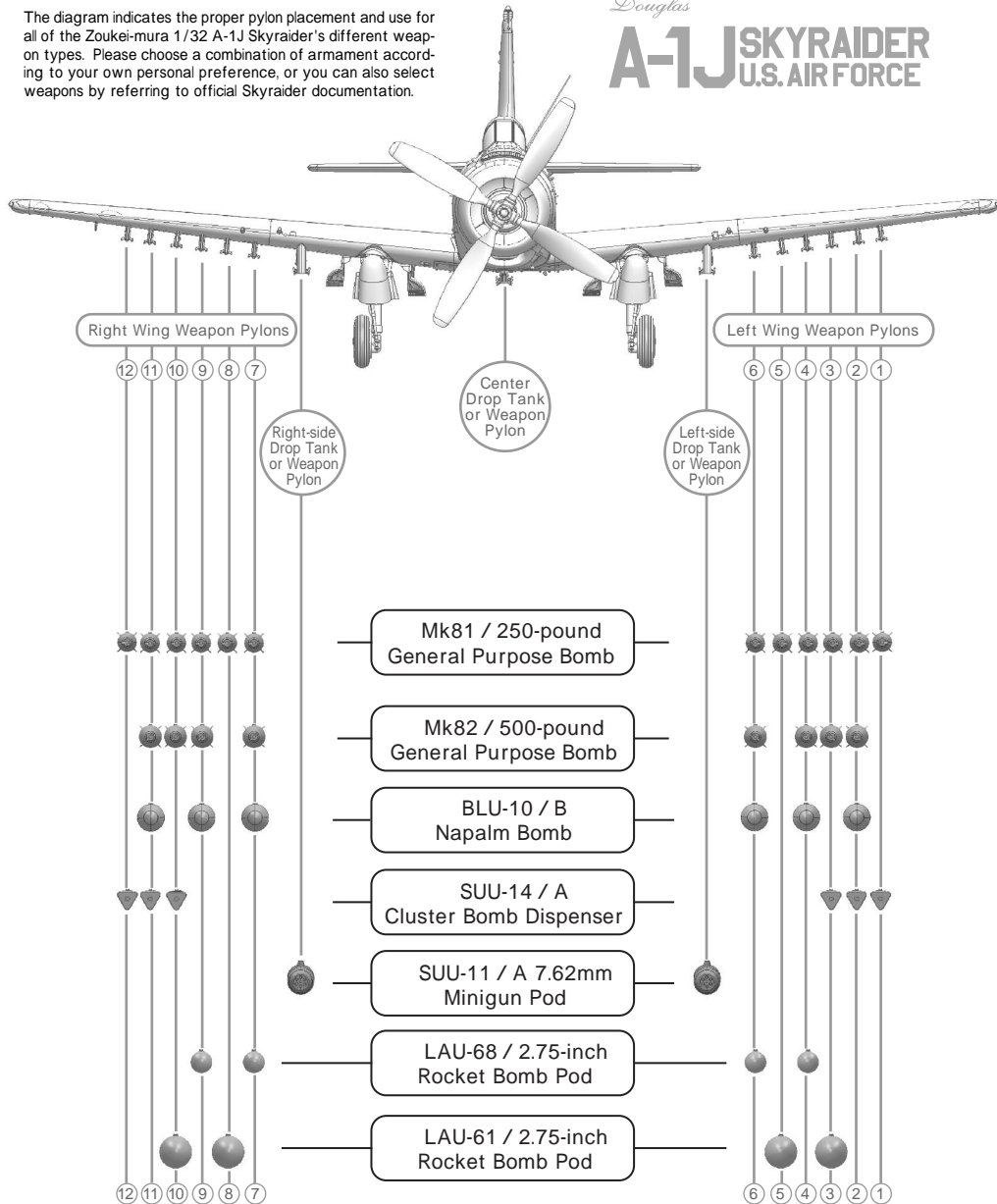


Attachment & Placement Diagram for All Weapons

The diagram indicates the proper pylon placement and use for all of the Zoukei-mura 1/32 A-1J Skyraider's different weapon types. Please choose a combination of armament according to your own personal preference, or you can also select weapons by referring to official Skyraider documentation.

Douglas
A-1J SKYRAIDER
U.S. AIR FORCE



It is not possible to attach every kind of weapon at the same time. The weapon arrangement examples shown above were taken from either the manual for the actual aircraft, or common arrangements often seen in the Vietnam War. Ultimately, they are only examples, and should be taken as such. For Air Force type Skyraiders, it was common for weapon arrangements to be mixed in various ways.

SUPER WING OPTIONS

SWS07-M01

ZOUKEI-MURA INC. PRESENTS
SUPER WING SERIES.
1/32 DOUGLAS
"A-1J"
SKYRAIDER
These are extra parts to be used with the "A-1J Skyraider" kit.

U.S. AIRCRAFT WEAPONS 2

ZOUKEI-MURA INC. PRESENTS
SUPER WING SERIES. no.07

Assembly Information



The Zoukei-Mura 1/32 Scale Douglas A-1J Skyraider is available for separate sale. It is not included with this item. Make sure to get the Skyraider along with this item.

Important Points for Assembly

Please carefully read the assembly manual prior to building. Please use this item with the Zoukei-mura 1/32 "A-1J Skyraider." Carefully verify the numbers on each of the parts, then cleanly cut them free using a pair of nippers (or similar). After the parts have been cut out, you can discard the leftover plastic. When it comes time to use blades, tools, paint, glue, etc., to treat the parts, please carefully read the individual instructions respective to each part in order to treat each part correctly. In order to properly express the shapes of the sculptures, it was unavoidable that some parts have sharp edges. Please be careful while building. Tools and materials can be purchased at your nearest Volks showroom, or from the Volks website store.

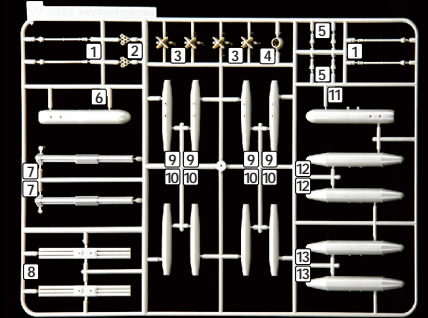
Attention! Please be sure to read the following prior to building.

This item is meant for hobbyists 15 years of age or older. Please do not give this item to children under 15. Before you begin building, please carefully read and fully understand the contents of the assembly manual. Please be very careful when around young children, as there are small parts that can be swallowed, constituting a choking or suffocation hazard. In order to faithfully reproduce the design of the original aircraft, there are parts that have sharp edges or points. Please be careful while building not to accidentally injure yourself. Also, in homes where young children are present, please do not ever allow the children access to the parts, and please store the parts in a place where the children cannot reach them. The polyethylene bags that contain the parts and the assembly manual present a suffocation risk. Please do not put them over your head or cover your face with them. The base parts are manufactured very precisely. Please do not drop them or bend them in unintended ways, as they may be damaged.

We take the utmost of care when overseeing manufacturing, but if your kit is among the very small percentage that contains a defective part, please contact customer service within two weeks of your purchase with your full name and order number.

If you are unable to meet the conditions listed above, and it has been over 1 year since your kit was manufactured, it is possible that Zoukei-mura will be unable to accommodate your request.

造形村
ZOUKEI-MURA INC.
<http://www.zoukeimura.co.jp/>
©ZOUKEI-MURA INC. All Rights reserved.




A Runner

x
3

B Runner

x
2



Photos were taken during development, so it may occur that a part's final shape will differ from its photographed counterpart.

U.S.AIRCRAFT WEAPONS 2 Decal x 1

Colors List

AV With regard to paint, after taking personal safety and the global environment into consideration, we recommend using "Vallejo Colors," acrylic hobby paints for the new century. It will be very convenient for you if you prepare the colors below prior to building (colors listed are included in the "A-1H Skyraider Navy Type Color Set," which is available for separate sale). Please do consider using Vallejo paints.

Vallejo Color Numbers	Vallejo Colors Name	Mr. Color
71015(MA015)	Olive Grey	C38
70842(MC003)	Gloss White	C1
71063(MA063)	Silver (Metallic)	C8
71057(MA057)	Black	C33

Please be sure to confirm the exterior condition of your kit prior to opening.

Purchasers from VOLKS Japan International Web Site: Please contact imos@volks.co.jp.

Purchasers from VOLKS USA: Please contact service@volksusa.com.

Manufacturer : Zoukei-Mura, Inc.
Distributor : VOLKS, Inc. <http://www.volks.co.jp/en/index.aspx>
60 Goshonouchi Nakamachi Shichi-jo, Shimogyo-ku, Kyoto Japan 600-8862