



SUPER WING OPTIONS

1/32

ZOUKEI-MURA INC. PRESENTS
SUPER WING SERIES®

SWS-M01

The best to enhance realism!!



Imperial Japanese Navy Seatbelts

Made of high-strength paper & detailed photo-etching!

Just assemble the parts
and get super-realistic
seatbelts!! Details on the back

1/32 Imperial Japanese Navy Seatbelts
- Compatible Kits

SWS 1/32 Shinden
SWS 1/32 Raiden
Other Imperial Japanese Navy aircrafts



Project: Zoukei-mura Inc.
Production: RB Productions
Distributor: VOLKS Inc.
60 Goshonouchi Nakamachi,
Shichi-jo, Shimogyo-ku,
Kyoto, Japan 600-8862

<http://www.zoukeimura.co.jp/> ©ZOUKEI-MURA INC. All Rights reserved.



Sample Model: SWS 1/32 Raiden

*Seat parts are not included in this set.

3 types of 1/32 seatbelts available

This Item



Imperial Japanese Navy
Seatbelts

SWS-M01

SWS 1/32 Shinden
SWS 1/32 Raiden
Other Imperial Japanese Navy aircrafts



Luftwaffe Seatbelts

SWS-M02

SWS 1/32 Ta 152 H-1
SWS 1/32 Ta 152 H-0
SWS 1/32 He 219 A-0 Uhu
SWS 1/32 Horten Ho 229
SWS 1/32 Do 335 A-0
Other Luftwaffe aircrafts



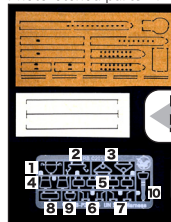
P-51D Seatbelts

SWS04-M07

SWS 1/32 P-51D
Other US Army aircrafts

Contents

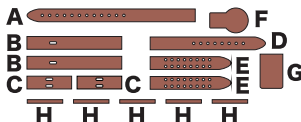
0.2mm thick, high-strength color paper x2
Photo-etched parts x1



High-strength
paper -
"Skin" color

High-strength
paper -
"Fabric" color

Photo-
Etched
parts

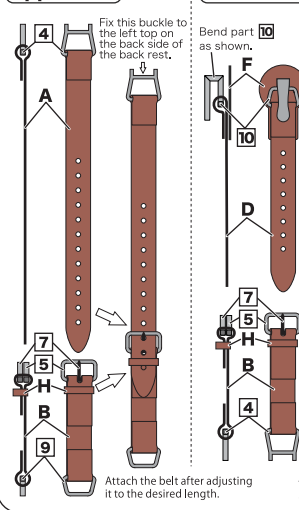


Cut the two high-strength papers as in the figure, and assemble as shown below by referring to the marks (from A to I). Photo-etched parts numbers are printed on the cardboard, so check them first and cut.

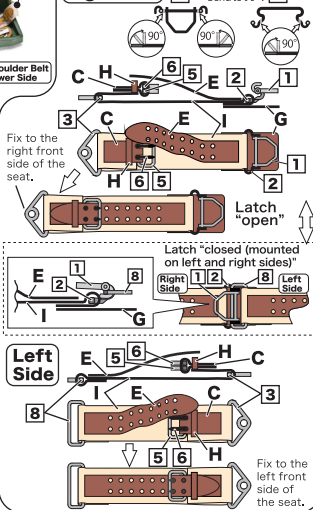
Assembly

Let the belt pass through the metal parts cut from the photo-etched parts, and assemble as shown below while adjusting the belt's length. Attach the high-strength paper of the belt part with some wood bond. Attach the belt and the seat parts with a double sided tape. Attach the belts to the seat by referring to the kit's instruction manual. (Sample model: SWS 1/32 Raiden)

"Shoulder" Belt Assembly



"Waist" Belt Assembly



Product Specifications

- Very effective detail up!! Build in the cockpit and your kit gets immediately clearer!
- A real sense of power!! Two different materials!! Smooth fabric/leather and sharp metal make this masterpiece of seatbelts reproducible!
- Easy assembly!! You can recreate real-looking seatbelts even without painting!

Attention

- This item is suited for people over 15. Do not hand this out to children under 15.
- Do not ingest parts or bag by mistake. You might choke.
- You may hurt yourself unintentionally during use, so pay attention.

We take the utmost of care when overseeing manufacturing, but if your kit is among the very small percentage that contains a defective part, please contact customer service within two weeks of your purchase with your full name and order number. Purchasers from VOLKS Japan International Web Site: Please contact imos@volks.co.jp. Purchasers from VOLKS USA: Please contact service at volksusa.com.

1/32 Imperial Japanese Navy Seatbelts



Please note that items which have been opened, or worked with, can't be exchanged. Thank you for your understanding.