

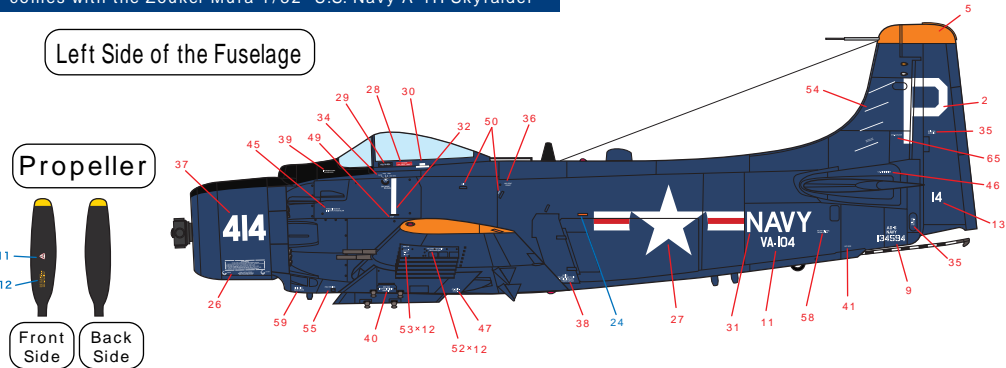


# VA-104( Attack Squadron 104 )" Hell's Archer "

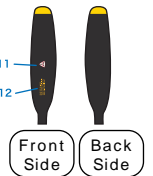
VA-104 (Attack Squadron 104) was established in May, 1952 and was originally called VF-104 (Fighter Squadron 104). They used FG-1D Corsair (equal to the F4U-1D, built by Goodyear), then changed to the F4U-5 at the end of 1952. VF-104 was renamed VA-104 in December, 1953. They changed to the AD-6 at that point. They were deployed on the USS Coral Sea (CVA-43) until 1954. After that, they were sent mainly to the Mediterranean Sea on the USS Forresteral (CVA-59). VA-104 was active only for about seven years and was deactivated in March, 1959. This decal recreates the marking of this squadron around 1954 when they changed to the AD-6. The US Navy's carrier-based aircraft were painted entirely in glossy sea blue, as is shown in this illustration, until around 1955. The international orange in this marking indicates that this aircraft belongs to the fourth squadron in the Carrier Air Wing. We can also tell which squadron the aircraft belongs to from its Modex number. The AD-6 has its Modex number on the side of the cowlings, and the upper and bottom surface of the main wing. If this three digit number begins with 4, it means that the aircraft belongs to the fourth squadron. The letter "P" on the vertical stabilizer indicates which Carrier Air Wing the aircraft belongs to. "P" means that it belongs to the CVG-10 (Carrier Air Wing 10). FYI, the "H" of VA-155 means that it belongs to CVG-15 (Carrier Air Wing 15).

Please use and refer to the decal and assembly manual which comes with the Zoukei-Mura 1/32 "U.S. Navy A-1H Skyraider"

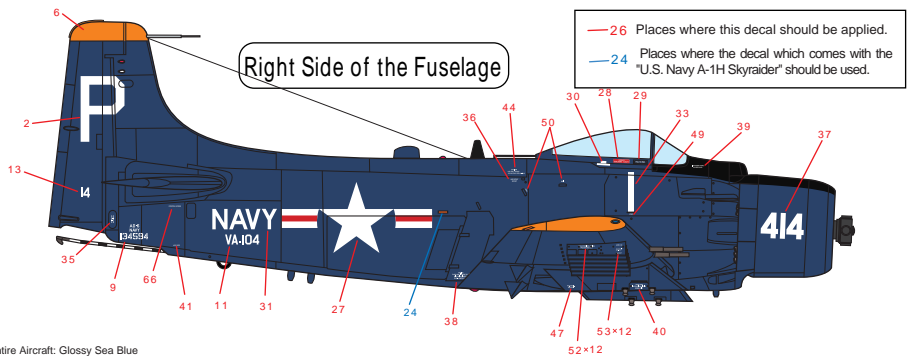
### Left Side of the Fuselage



### Propeller



### Right Side of the Fuselage




—26 Places where this decal should be applied.  
 —24 Places where the decal which comes with the "U.S. Navy A-1H Skyraider" should be used.

Entire Aircraft: Glossy Sea Blue Fs.no.15042

Please paint with Vallejo Color 70898(MC048) Dark Sea Blue. 70898 is a matte paint, so if you want a glossy finish, please mix it with 70596 Gloss Medium or coat 70510 Gloss Varnish over the base paint.


Please refer to the assembly manual of the "U.S. Navy A-1H Skyraider" regarding other paints.

### Upper Side of the Aircraft



Please paint with Vallejo Color 70898(MC048) Dark Sea Blue. 70898 is a matte paint, so if you want a glossy finish, please mix it with 70596 Gloss Medium or coat 70510 Gloss Varnish over the base paint.

### Bottom Side of the Aircraft



—26 Places where this decal should be applied.  
 —24 Places where the decal which comes with the "U.S. Navy A-1H Skyraider" should be used.

Please refer to the assembly manual of the "U.S. Navy A-1H Skyraider" regarding other paints.



Manufacturer: Zoukei-Mura, Inc.  
 Distributor: VOLKS, Inc.  
 60 Goshonouchi Nakamachi Shichi-jo,  
 Shimogyo-ku, Kyoto Japan 600-8862

<http://www.zoukeimura.co.jp/>

©ZOUKEI-MURA INC. All Rights reserved.

We take the utmost of care when overseeing manufacturing, but if your kit is among the very small percentage that contains a defective part, please contact customer service within two weeks of your purchase with your full name and order number.

Purchasers from VOLKS Japan  
 International Web Site : Please contact imos@volks.co.jp.  
 Purchasers from VOLKS USA: Please contact service@volksusa.com.