



SUPER WING OPTIONS

ZOUKEI-MURA INC. PRESENTS
SUPER WING SERIES. No.6 SWS06-D01

1

1/32 HEINKEL

He 219 A-0 Uhu

Uhu Marking Set

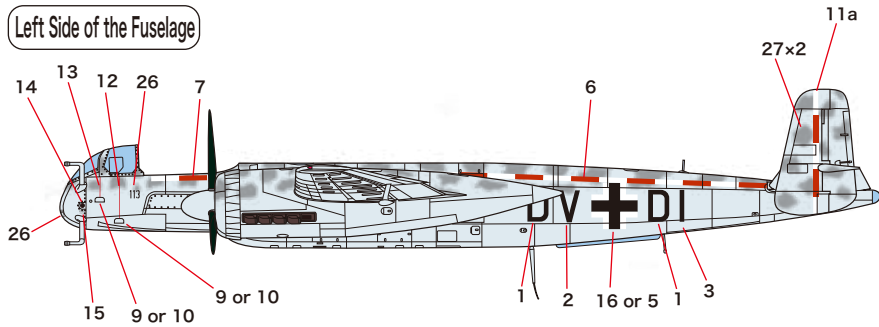
Set of 2 Cartograf decals

He 219 A-0 Werk Nr.190113 DV+DI

Among the first set of aircrafts produced, the He 219 A-0 W/Nr.190113 was used as a test plane for ejection seats. For this reason, the aircraft was not equipped with any armaments or radar antennae on the nose, and the rear section of the canopy was removed. Photographs of the actual aircraft also confirm that the flame dampers on both sides of the engine nacelle were removed as well. The fuselage was painted with the standard He 219 camouflage: RLM76 Light Blue mottled with RLM75 Brown Violet. A painted stripe, determined from photos to be red and white, ran along the fuselage and the vertical stabilizer. As shown in the illustration, the stripe along the fuselage was not a straight line; rather, it gently curved to follow the shape of the fuselage. The insignia and code letters of this plane also had a different size and position than the ones designated by the manual of the actual aircraft. Upon examination of photographs of the test plane, the insignia on the sides of the fuselage appear slightly lighter than the black code letters. You may choose to use #5 or #16. It has also been said that the lines indicating the step placement on the left side of the nose varied between red and black. The SWS 1/32 He 219 kit comes with a black set, so this decal set includes a red type. Please choose whichever you prefer. The swastika decals for the vertical stabilizer have been separated into two pieces. Please use them in sets of two combined.

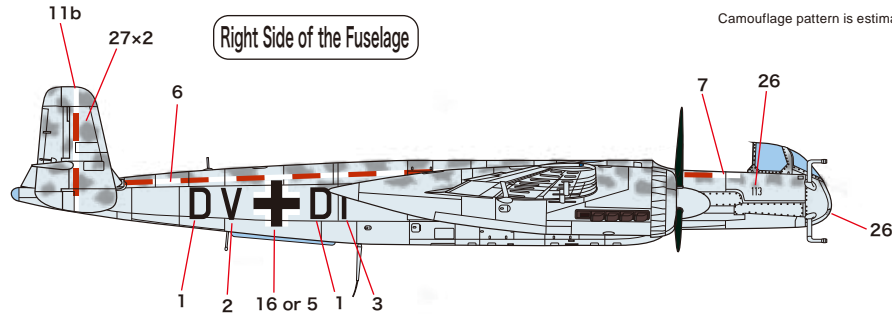
Please refer to the Zoukei-Mura 1/32 He 219 A-0 Uhu instruction manual and its included decals when using this set.

Left Side of the Fuselage



If making 12 & 13 black, please used decals 54 & 55 included with the SWS 1/32 He 219 A-0 Uhu kit.

Right Side of the Fuselage

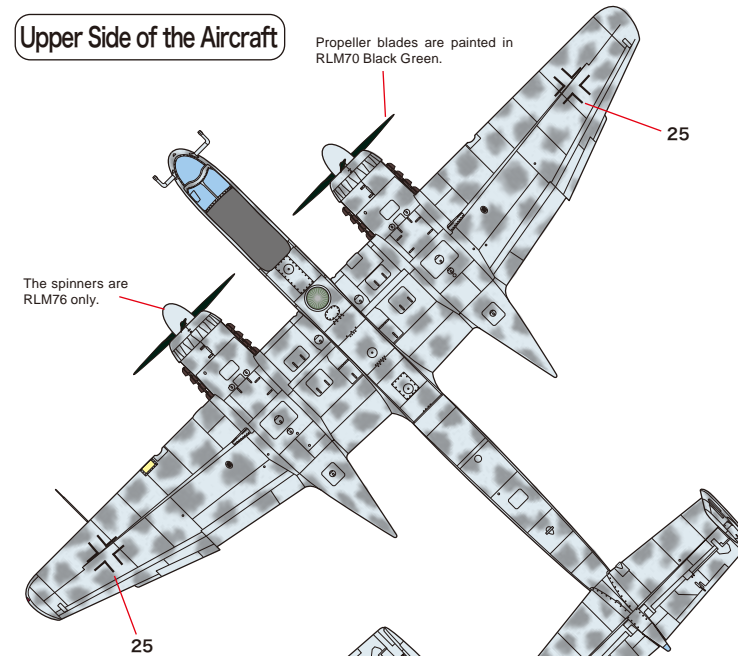


Camouflage pattern is estimation.

- Fuselage Base Coat: RLM76 Light Blue
- Fuselage Camouflage Layering: RLM 75 Brown Violet

For other painting, please refer to the SWS 1/32 He 219 A-0 Uhu instruction manual.

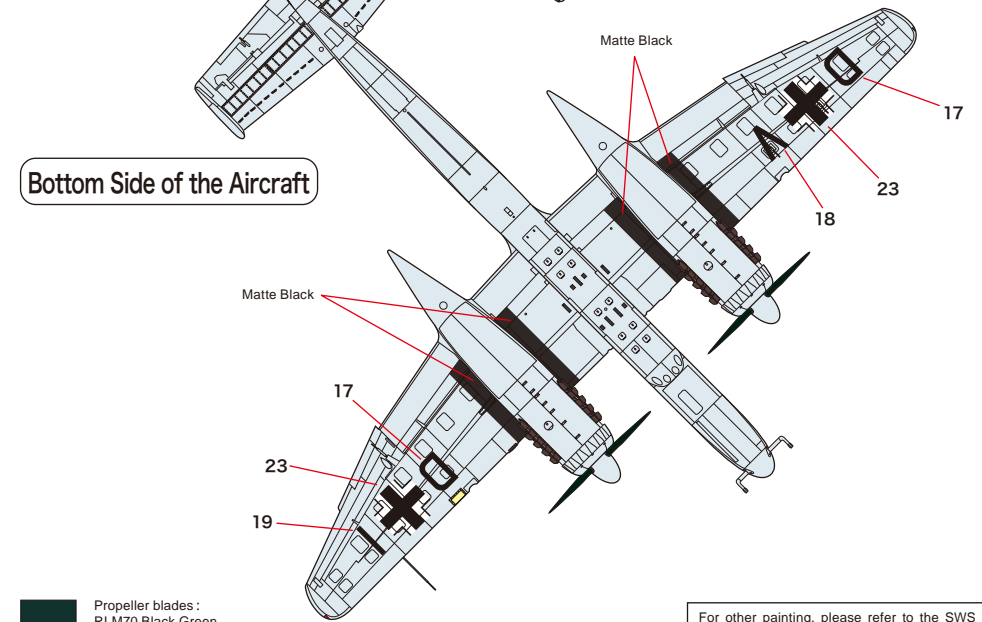
Upper Side of the Aircraft



Propeller blades are painted in RLM70 Black Green.

The spinners are RLM76 only.

Bottom Side of the Aircraft



Matte Black

Matte Black

Propeller blades : RLM70 Black Green

For other painting, please refer to the SWS 1/32 He 219 A-0 Uhu instruction manual.



Manufacturer: Zoukei-Mura, Inc. <http://www.zoukeimura.co.jp/>
Distributor: VOLKS, Inc.
60 Goshonouchi Nakamachi Shichi-jo,
Shimogyo-ku, Kyoto Japan 600-8862



©ZOUKEI-MURA INC. All Rights reserved.

We take the utmost of care when overseeing manufacturing, but if your kit is among the very small percentage that contains a defective part, please contact customer service within two weeks of your purchase with your full name and order number.

Purchasers from VOLKS Japan
International Web Site : Please contact imos@volks.co.jp.
Purchasers from VOLKS USA: Please contact service@volksusa.com.