

A-1 Air Force Type Marking Set
 Decal collaboration with Cartograp

1st SOS (1st Special Operations Squadron), A-1H

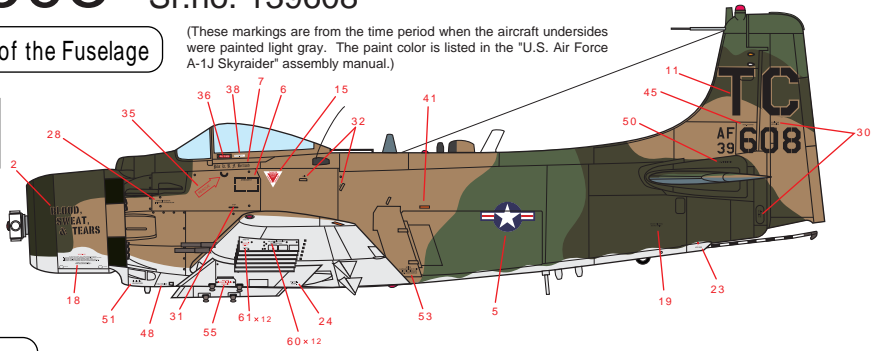
Please use this marking set while referring to both the assembly manual and the Navy type decals included with the Zoukei-mura 1/32 "U.S. Air Force A-1J Skyraider" kit.

TC608 1st SOS "BLOOD, SWEAT, & TEARS"
 Sr.no. 139608

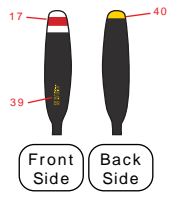
Left Side of the Fuselage

(These markings are from the time period when the aircraft undersides were painted light gray. The paint color is listed in the "U.S. Air Force A-1J Skyraider" assembly manual.)

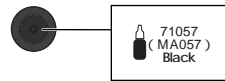
Decal Placement



Propeller



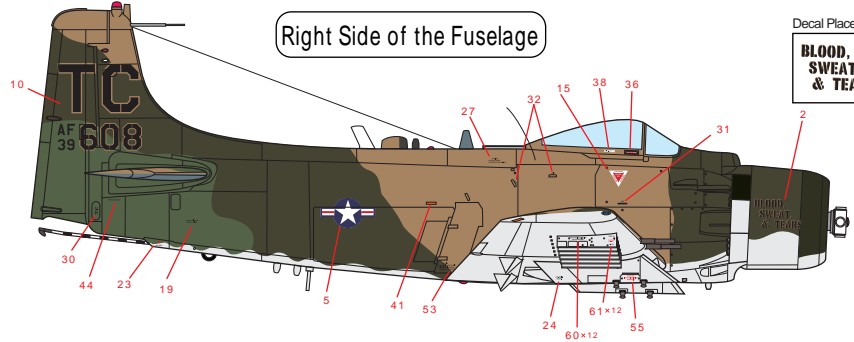
Main Gear Tires



—26 Places where this decal should be applied.
 —24 Places where the default Navy decals included with the "U.S. Air Force A-1J Skyraider" should be applied.

Right Side of the Fuselage

Decal Placement

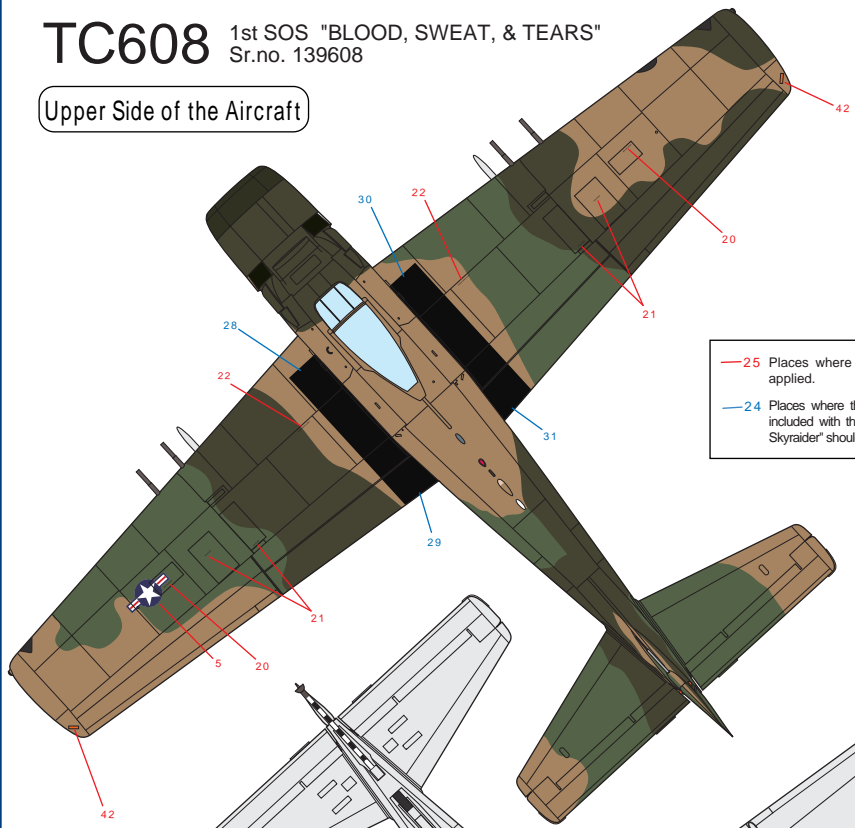


- Upper Aircraft Surface: Tan Fs.no.30219
- Upper Aircraft Surface: Green Fs.no.34102
- Upper Aircraft Surface: Green Fs.no.34079
- Aircraft Underside: Light Gray Fs.no.36622

For basic paint job instructions, please refer to the "U.S. Air Force A-1J Skyraider" assembly manual.

TC608 1st SOS "BLOOD, SWEAT, & TEARS"
 Sr.no. 139608

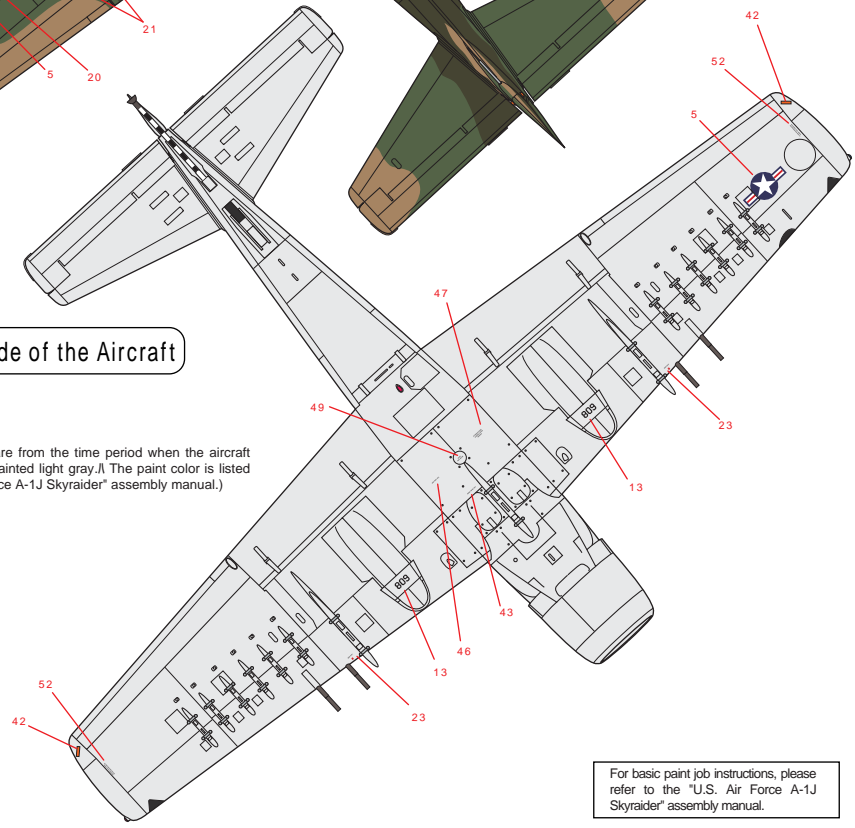
Upper Side of the Aircraft



—25 Places where this decal should be applied.
 —24 Places where the default Navy decals included with the "U.S. Air Force A-1J Skyraider" should be applied.

Bottom Side of the Aircraft

(These markings are from the time period when the aircraft undersides were painted light gray. The paint color is listed in the "U.S. Air Force A-1J Skyraider" assembly manual.)



For basic paint job instructions, please refer to the "U.S. Air Force A-1J Skyraider" assembly manual.